

The best homes leave a lasting impression.

#1
Brand of Siding in North America*



Hardie® Plank & Hardie® Shingle Light Mist
Hardie® Trim Arctic White

TENNESSEE COLOR & PRODUCT AVAILABILITY

NOW FEATURING:
Hardie® Architectural Panel, Hardie™ Architectural Metal Trim & Hardie® Artisan® Trim

Build with the best to protect the beauty of your home.


TRUSTED PROTECTION WITH HARDIE® FIBER CEMENT.

	HARDIE® SIDING	VINYL SIDING	WOOD- BASED SIDING
Will not burn; noncombustible**	✓	⊘	⊘
Will not melt	✓	⊘	✓
Does not appeal to pests	✓	✓	⊘
Hail and impact resistant	✓	⊘	✓
Resistant to warping, shrinking, and swelling	✓	⊘	⊘
Easily painted	✓	⊘	✓
Real wood look and feel	✓	⊘	✓

Warm woodgrain texture without the cost and high maintenance of real wood.

5x thicker than vinyl siding provides deep shadow lines and less visible seams.

ColorPlus® Technology finishes are baked on at the factory for a long-lasting consistent finish.



All Hardie® fiber cement products come with a transferable 30-year, non-prorated limited substrate warranty, meaning we stand 100% behind Hardie® fiber cement siding, trim and soffit products for 30 years.

ColorPlus® Technology finishes come with a 15-year limited warranty.

30-YEAR, NON-PRORATED SIDING, TRIM AND SOFFIT SUBSTRATE WARRANTY COVERAGE BY JAMES HARDIE



Scan to learn more about the lifetime value of Hardie® products.

Complete Exterior™ by James Hardie

ONE MATERIAL

Only Hardie® fiber cement products are **Engineered for Climate®**, resisting damage from fire, water, and insects and delivering optimal performance for your home's specific region.

ONE SOURCE

The #1 brand of siding in North America that is made in the U.S.A. With 11 manufacturing sites and nationwide distribution, your product is available when your contractor needs it.

ONE WARRANTY

Rest easy knowing that all your siding, trim and soffit is backed with a 30-year non-prorated warranty from a single trusted manufacturer. One manufacturer to contact makes your life easier, giving you more time to enjoy your home.

(from cover) * Based on Freedonia 2022 Global Siding (Cladding) demand estimates and James Hardie sales in North America.

** Hardie® fiber cement products are noncombustible and/or have a Class A fire rating when tested in accordance with ASTM E84. Fiber cement fire resistance does not extend to applied paints or coatings, which may be damaged or char when exposed to flames. The use of noncombustible siding, combined with other fire mitigation measures, may help harden a home against external fire.



Unmatched performance & protection.



Fire Resistant

Help prepare your home for the unpredictable with noncombustible siding that won't burn or ignite when exposed to a direct flame.

- Verified noncombustible per ASTM E136
- Will not contribute fuel to a fire
- Class A fire rated per ASTM E84, with a flame spread index / smoke developed index of less than 0/5
- Verified in wall assemblies with 1-hour and 2-hour fire-ratings per ASTM E119



Water Resistant

From rain to ice to snow, precipitation patterns can lead to warping, swelling and cracking in wood-based siding. Take shelter from the storm knowing that your siding is built to resist water damage.

- FEMA Class 5 flood damage resistance (highest rating)
- Rated for use in High Velocity Hurricane zones by Miami-Dade County, Florida*

*Applies to most products by James Hardie.
For full list go to: www.jameshardie.com/miami-dade-NOA



Pest Resistant

Creatures can wreak havoc on wood-based siding. It can be pecked by birds or be damaged by woodpeckers, termites and other pests. Hardie® fiber cement holds no appeal for these critters, saving you the maintenance hassle.



Watch our durability videos.



Building a Better Future for All™.



Building a Culture of Sustainability

Throughout our company and across our value chain, sustainability is foundational at James Hardie. Our sustainability goals are integrated into our business operations, governance structure and company culture. We have ambitious targets that align with our purpose of **Building a Better Future for All™**, the issues that matter most to our stakeholders and our overall corporate objectives. From our frontline employees to the builders who use our products, each person plays a role in putting our sustainability initiatives into action.



Scan code to find out more about our sustainability efforts.

ADDING VALUE TO OUR COMMUNITIES

We recognize our ability to impact the communities in which we live and work. While maintaining a global mindset, we put great care into how our business affects local communities. We contribute by sourcing, employing, delivering and giving locally.

CREATING AN IMPACT

We invest in the local community and aim to locate the plants close to suppliers, customers and potential new employees, as well as sustainable transportation opportunities.



Above statistics are the James Hardie impact from fiscal year 2024.

SETTING AMBITIOUS GOALS AS RESPONSIBLE STEWARDS



Reducing Scope 1+2 Emission

Reduce absolute Scope 1+2 GHG emissions by 42% by 2030 from 2021 baseline and work towards net zero by 2050



Minimizing Waste

Zero manufacturing waste to landfill by 2035



Recycling Water

Recycle an additional 20M cubic feet of water per year by 2030, compared to 2019

Hardie® Plank

From Victorians to Colonials, Hardie® Plank is the perfect siding for your style, and has the durability and long lasting beauty that can transform your home's exterior. With a variety of colors, textures, and sizes, you'll discover a Hardie® Plank style that transforms your home's aesthetic.



Hardie® Plank Mountain Sage



Hardie® Plank
Smooth



Hardie® Plank
Select Cedarmill®



Hardie® Plank
Beaded Smooth



Hardie® Plank
Beaded Select Cedarmill®

Hardie® Shingle

Restore the look of your grand Cape Cod home or add distinction to your handsome bungalow. Hardie® Shingle embodies the enchanting look of cedar shingles with lower maintenance. You can create your perfect exterior style using Hardie® Shingle around your entire home, or place it in accent areas for an added boost of charm you'll love.

Better than the real thing, Hardie® Shingle resists rotting, curling, warping and splitting.



Hardie® Shingle
Straight Edge Panel



Hardie® Shingle
Staggered Edge Panel



Hardie® Shingle
Staggered Edge
Arctic White

Hardie® Panel

Hardie® Panel delivers style and substance. When combined with Hardie® Trim Batten, it achieves the rustic board-and-batten look that defines your charming cottage or modern farmhouse. Its crisp, clean lines and ability to pair beautifully with other siding products make Hardie® Panel a smart choice for the home of your dreams.



Hardie® Panel
Select Cedarmill®



Hardie® Panel
Smooth




Hardie® Panel
Stucco



Hardie® Panel
Sierra 8



Hardie® Trim Batten




Hardie® Trim Batten
Smooth



Hardie® Trim Batten
Rustic Grain

Hardie® Trim

Hardie® Trim provides design flexibility for columns, friezes, doors, windows and other accent areas. More durable than wood, Hardie® Trim is the perfect option for a long lasting home. Hardie® Trim is a low maintenance and durable accent for your exterior.



Hardie® Trim
Smooth




Hardie® Trim
Rustic Grain



Hardie® Plank Night Gray
Hardie® Trim Arctic White

Hardie® Soffit

A home is only as strong as its most vulnerable areas. With Hardie® Soffit panel, you can live confidently, knowing that the gap between eaves and exterior walls is covered. These panels complete your look and help protect it from moisture and pests.



Hardie® Soffit
Non-Vented Smooth



Hardie® Soffit
Vented Smooth



Hardie® Soffit
VentedPlus® Smooth



Hardie® Soffit
Non-Vented
Select Cedarmill®



Hardie® Soffit
Vented Select Cedarmill®



Hardie® Soffit
VentedPlus®
Select Cedarmill®




Hardie® Soffit Beaded Porch Panel



Hardie® Soffit Vented Smooth
Arctic White

Hardie® Artisan® Siding & Trim

Offering gorgeous, deep shadow lines and extra thick boards, Hardie® Artisan® Siding and Trim will set your home apart. The 5/8-inch thickness and unique features of Hardie® Artisan® siding provide precise fit and finish as well as the freedom to miter corners for attractive, streamlined styling.



Hardie® Artisan® Lap Siding

Hardie® Artisan® Trim



Hardie® Artisan® V-Groove



MITERED CORNERS
Add sophistication to your design with mitered corners that can be crafted on-site with any Hardie® Artisan® Siding profile.



LOCK JOINT SYSTEM
Hardie® Artisan® Siding flat wall profiles have a lock joint system that helps enable faster, cleaner installation.



DESIGN FLEXIBILITY
Hardie® Artisan® Siding flat wall profiles can be oriented vertically, horizontally or used as soffit.

Flat wall profiles



Lap Siding



Trim



Shiplap



Square Channel








V-Groove









Hardie™ Architectural Metal Trim






Transition trim

	Low Profile Inside Corner Transition	Use for transition from panel siding to lap siding on an inside corner.
	2-piece J Trim	Use at openings, edges of panels & at metal trim transitions.
	Low Profile Outside Corner Transition	Use for transition from panel siding to lap siding on an outside corner.
	J Trim	Use as a trim at abutments (e.g. soffit, masonry, windows, etc.).
	Vertical Siding H-Mold Transition	Cover vertical joints where you transition from panel siding to lap siding.



Joint & end trim

	Vertical Y Trim	Use along vertical butt joints.
	Vertical H Trim	
	Vertical T Trim	
	Low Profile Horizontal Z Trim	Use along horizontal control joints.
	Horizontal Z Flashing Trim	
	Horizontal Angled T Flashing Trim	

Corner trim

	Low Profile Inside Corner Trim	Use for corners.
	Inside Corner Trim	
	Low Profile Outside Corner Trim	Use for bay windows.
	Low Profile 45° Inside Corner Trim	
	Low Profile 45° Outside Corner Trim	

Base trim

	Raised Reveal Base Trim	Reveal & ledge to rest panels.
	L Base Trim	Low profile starter strip.

Hardie® Architectural Panel

Going from beyond wood-look designs, the clean lines of Hardie® Architectural Panel can help achieve a range of styles from traditional to more modern looks. Infuse your exterior with nature-inspired textures and stucco inspired designs. Mix and match with other Hardie® products to create a unique and beautiful exterior for your home.



Sea Grass
Gentle, linear pattern with a dynamic finish



Mounded Sand
Rough texture with a varied finish



Fine Sand
Even texture with a consistent finish

All Hardie® Architectural Panel products come with a primed finish



Take pride in timeless beauty.

PRIMER

A quality primer is the first step to ensuring that the paint color you select expresses your home's true beauty now – and for years to come. Our distinctive primer is climate tested and engineered to enhance the performance of paint on Hardie® fiber cement exterior solutions. It helps to provide consistent, long lasting paint adhesion, even in demanding conditions.




COLORPLUS® TECHNOLOGY

ColorPlus® Technology finishes are fully cured on our boards in a controlled factory environment and arrive at your home ready for installation year-round. With prefinished color products, you'll have peace of mind, knowing you'll have a more consistent color and finish that doesn't depend on good weather.


With a variety of color options available to help bring your vision to life, ColorPlus® Technology finishes help keep your home looking beautiful longer.

- Exceptional finish adhesion
- Superior color retention
- Superior UV resistance

Find the perfect finish for your home.



Primed



Statement Collection®



Dream Collection®

ColorPlus® Technology Finishes

Primed & ready to paint	Your region's most popular colors	Nearly 700 finish options
Locally stocked & readily available	Locally stocked & readily available	Made to order in a wide variety of siding & trim styles <small>(Made specifically for you, products may incur additional cost and lead time.)</small>

Statement Collection® Color Availability




ARCTIC WHITE 1 | 2 | 3



COBBLE STONE 1 | 2



NAVAJO BEIGE 1




KHAKI BROWN 1



MONTEREY TAUPE 1




TIMBER BARK 1 | 2




RICH ESPRESSO 1



MOUNTAIN SAGE 1



GRAY SLATE 1




BOOTHBAY BLUE 1




LIGHT MIST 1




PEARL GRAY 1



AGED PEWTER 1



NIGHT GRAY 1




EVENING BLUE 1



DEEP OCEAN 1

PRODUCT AVAILABILITY KEY

- 1 Hardie® Siding**
Hardie® Plank, Hardie® Shingle, Hardie® Panel, Hardie® Trim Batten
- 2 Hardie® Trim**
- 3 Hardie® Soffit**



IRON GRAY 1 | 2



COUNTRYLANE RED 1



MIDNIGHT BLACK 2

Colors shown are as accurate as printing methods will permit. Go to jameshardie.com to order a color sample.

(Only available in Hardie® Trim)

Tennessee Product Availability



	Primed	Statement Collection®	Dream Collection®	Exposure	Primed Pcs/Pallet	ColorPlus® Pcs/Pallet	Pcs/Sq.
--	--------	-----------------------	-------------------	----------	-------------------	-----------------------	---------

Hardie® Plank Thickness 5/16 in.

12 ft. x 5.25 in.	●●		●●	4 in.	360	324	25.0
12 ft. x 6.25 in.	●●		●●	5 in.	308	280	20.0
12 ft. x 7.25 in.	●●		●●	6 in.	252	252	16.7
12 ft. x 8.25 in.	●●	●	●●	7 in.	230	210	14.3
12 ft. x 9.25 in.	●●			8 in.	190	-	12.5
12 ft. x 12 in.	●●			10.75 in.	152	-	9.3

Hardie® Plank - Beaded Thickness 5/16 in.

12 ft. x 8.25 in.	●●		●●	7 in.	-	210	14.3
-------------------	----	--	----	-------	---	-----	------

Hardie® Shingle - Straight Edge Panel Thickness 1/4 in.

48 in. x 15.25 in.	●	●	●	7 in.	86	86	43.0
--------------------	---	---	---	-------	----	----	------

Hardie® Shingle - Staggered Edge Panel Thickness 1/4 in.

48 in. x 15.25 in.	●	●	●	6 in.	100	100	50.0
--------------------	---	---	---	-------	-----	-----	------

Hardie® Panel Thickness 5/16 in.

4 ft. x 8 ft.	●●		●●	-	50	50	3.1
4 ft. x 9 ft.	●●			-	50	-	2.8
4 ft. x 10 ft.	●●	●	●●	-	50	50	2.5
4 ft. x 12 ft.	●●			-	50	-	2.08
16 in. x 12 ft.	●●			-	108	-	6.5

Hardie® Panel - Stucco Thickness 5/16 in.

4 ft. x 8 ft.	●		●	-	50	50	3.1
4 ft. x 9 ft.	●			-	50	-	2.8
4 ft. x 10 ft.	●		●	-	50	50	2.5

Hardie® Panel - Sierra 8 Thickness 5/16 in.

4 ft. x 8 ft.	●			-	50	-	3.1
4 ft. x 9 ft.	●			-	50	-	2.8
4 ft. x 10 ft.	●			-	50	-	2.5

	Primed	Statement Collection®	Dream Collection®	Primed Pcs/Pallet	ColorPlus® Pcs/Pallet	Pcs/Sq.
--	--------	-----------------------	-------------------	-------------------	-----------------------	---------

4/4 Hardie® Trim Thickness 3/4 in.

12 ft. x 1.65 in.	●●			405	-	60.6
12 ft. x 3.5 in.	●●		●●	312	312	28.6
12 ft. x 5.5 in.	●●		●●	208	208	18.2
12 ft. x 7.25 in.	●●	●	●●	156	156	13.8
12 ft. x 9.25 in.	●●		●●	104	104	10.8
12 ft. x 11.25 in.	●●		●●	104	104	8.9

5/4 Hardie® Trim Thickness 1 in.

12 ft. x 3.5 in.	●●	●	●●	240	240	28.6
12 ft. x 4.5 in.	●		●	200	200	22.2
12 ft. x 5.5 in.	●●	●	●●	160	160	18.2
12 ft. x 7.25 in.	●●	●	●●	120	120	13.8
12 ft. x 9.25 in.	●●	AW	●●	80	80	10.8
12 ft. x 11.25 in.	●●	●	●●	80	80	8.9

AW - Available in Arctic White in smooth texture

Hardie® Trim Batten Thickness 3/4 in.

12 ft. x 2.5 in.	●●	●●	●●	437	190	40
------------------	----	----	----	-----	-----	----

Hardie® Soffit - Vented Thickness 1/4 in.

12 ft. x 12 in.	●●	●	●●	200	216	8.3
12 ft. x 16 in.	●●	●	●●	150	156	6.3
8 ft. x 24 in.	●●		●●	100	108	6.3

Hardie® Soffit - Non-Vented Thickness 1/4 in.

12 ft. x 12 in.	●●	●	●●	200	216	8.3
12 ft. x 16 in.	●●	●	●●	150	156	6.3
8 ft. x 24 in.	●●		●●	100	108	6.3
8 ft. x 48 in.	●●			50	-	3.1

Hardie® Soffit - VentedPlus™ Thickness 1/4 in.

12 ft. x 12 in.	●●		●●	200	216	8.3
12 ft. x 16 in.	●●		●●	150	156	6.3
8 ft. x 24 in.	●●		●●	100	108	6.3

Hardie® Beaded Porch Panel Thickness 1/4 in.

8 ft. x 4 ft.	●			50	-	3.1
---------------	---	--	--	----	---	-----

Product Texture Key Smooth ● Textured ●

Hardie® Artisan® Siding

	Primed	Exposure	Pcs/Pallet	Pcs/Sq.
Lap Siding - Thickness 5/8 in.				
12 ft. x 7.25 in.	•	6 in.	144	16.7
12 ft. x 8.25 in.	•	7 in.	125	14.3
V-Groove - Thickness 5/8 in.				
12 ft. x 8.25 in.	•	7 in.	126	14.3
Shiplap - Thickness 5/8 in.				
12 ft. x 10.25 in.	•	9 in.	105	11.1
Square Channel - Thickness 5/8 in.				
12 ft. x 10.25 in.	•	9 in.	105	11.1
Trim - Thickness 1.5 in.				
12 ft. x 3.5 in.	•	-	192	28.6
12 ft. x 5.5 in.	•	-	120	18.2

Hardie® Architectural Panel

	Primed	Pcs/Pallet	Pcs/Sq.
Fine Sand - Thickness 5/16 in.			
4 ft. x 8 ft.	•	50	3.1
4 ft. x 10 ft.	•	50	3.2
4 ft. x 12 ft.	•	40	2.5
Mounded Sand - Thickness 5/16 in.			
4 ft. x 8 ft.	•	50	3.1
4 ft. x 10 ft.	•	50	3.2
4 ft. x 12 ft.	•	40	2.5
Sea Grass - Thickness 5/16 in.			
4 ft. x 8 ft.	•	50	3.1
4 ft. x 10 ft.	•	50	3.2
4 ft. x 12 ft.	•	40	2.5

All Hardie® Architectural Panels now have a flat edge.

Hardie™ Architectural Metal Trim - Length 10 ft.

Transition trim	Qty	Joint & end trim	Qty	Corner trim	Qty
J Trim	25	Vertical Y Trim	15	Inside Corner Trim	10
2-piece J Trim	25	Vertical T Trim	25	Low Profile 45° Inside Corner Trim	10
Low Profile Outside Corner Transition	10	Vertical H Trim	25	Low Profile Inside Corner Trim	10
Low Profile Inside Corner Transition	10	Low Profile Horizontal Z Trim	25	Low Profile 45° Outside Corner Trim	10
Vertical H-Mold Transition	25	Horizontal Z Flashing Trim	25	Low Profile Outside Corner Trim	10
Base trim		Horizontal Angled T Flashing Trim	25		
Raised Reveal Base Trim	15				
L Base Trim	25				

INSTALLATION ACCESSORIES



Touch-Up Kits for ColorPlus® Technology finishes



OSI® QUAD® MAX Color-Matched Caulk*



Hardie™ Blade Saw Blades



PacTool® Gecko Gauge

Hardie™ Moisture Management Products

Hardie™ Flex Flashing

Thickness 60 mil.

75 ft. x 6 in. | 75 ft. x 9 in.

Hardie™ Pro-Flashing

Thickness 20 mil.

75 ft. x 4 in. | 75 ft. x 6 in. | 75 ft. x 9 in.

Hardie™ Seam Tape

Thickness 3.2 mil.

165 ft. x 1 7/8 in.

Hardie™ Weather Barrier

Thickness 11 mil.

100 ft. x 3 ft. | 100 ft. x 9 ft. | 150 ft. x 9 ft.

Joint Flashing - Adding flashing behind butt joints provides an extra level of protection against the entry of water at the joint.

Hardie™ Trim Flat Tabs - Eliminate face nails and improve the aesthetic of trim applications around windows, doors and band boards.

Hardie™ Trim Corner Tabs - To eliminate face nail holes that would detract from the finished look of corner trim installations.



*For matching Dream Collection® products, contact your local James Hardie representative. PacTool and PacTool Gecko Gauge are registered trademarks for General Tools & Instruments Company LLC. QUAD MAX is a registered trademark for HENKEL AG & CO. KGAA. Diablo is a registered trademark of Freud America, Inc.



Hardie®
Artisan® Siding
Shiplap

Bring your vision to life.

HARDIE™ DESIGNER,
POWERED BY HOVER

See how beautifully things can come together with the Hardie™ Designer, powered by Hover. Using just one photo of your exterior, you can instantly visualize your home in a variety of architectural styles and product designs.



Start Your Design



What The Best Are Made Of™

1.888.542.7343

jameshardie.com